

# GPR-R6H/G6

GOM-110928

**NEW**



Green Beam

Red Beam

GC-92A

Remote control

**HIGH POWER**

## ROTARY LASER LEVEL




### Feature:

- Extremely quick automatic self-leveling for horizontal and vertical working.
- Electronic self-leveling, wide leveling range, high precision and stability.
- With rotating, spot and scan function for option and speed can be change.
- Sealed structure for using in various weather conditions.

### Specification:

Model	GPR-R6H/G6 (High power)
Leveling accuracy	±20"
Self-leveling range	±5°
Measuring range	Diameter: 600m (Using the laser detector)
Spinning speed	0,60,120,300,600 r.p.m
Directional-scanning	0°, 10°, 45°, 90°, 180°
Setting slope	±5° (Dual axis)
Light source	Laser Diode, wavelength 635nm
Down point	Accuracy: ±1mm/1.5m
Remote controlling Distance	Approximately 20m
Power Supply	DC 4.8-6V (NI-MH rechargeable)
Working Temperature	-10°C~+45°C (14°F~113°F)
Water-proof	IP-64
Dimension	160(L)x160(W)x185(H)mm
Weight	2.6kg

### Standard accessories:

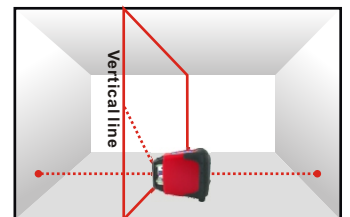
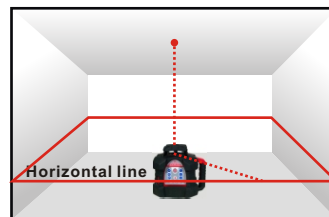


Detector:

GR-92AR (Red beam use)

GR-92AG (Green beam use)

### Laser line indication:



**Giant Precision Instrument Co., Ltd.**

6F.-1, No.112, Yi'an Rd., Zhonghe Dist., New Taipei City, Taiwan (R.O.C.) Zip:23576

TEL: 886-2-2231-7282 FAX: 886-2-2231-7281

Website: <http://en.gpi.tw>